



Texas Secretary of State
ELECTIONS DIVISION



Voter Registration Applications: State Agency Assistance



Overview

- Voter Registration Eligibility Requirements
 - Eligibility
 - Determination of Eligibility
- Voter Registration Applications
 - Reviewing a Completed Voter Registration Application
- Declination of Application
- Registration
 - When Registration is Effective
 - How Long is Registration Effective
 - Deadline For Voter Registration
- Application Delivery
- Reminders



Texas Secretary of State
ELECTIONS DIVISION



Voter Registration Eligibility Requirements



Eligibility

An eligible individual must:

- be 18 years of age or older;
- be a United States citizen; and
- be a Texas resident.

An eligible individual must not:

- have been finally convicted of a felony; and if so, have completed their term of incarceration, parole, or supervision, or completed a period of probation ordered by any court
- have been declared totally or partially mentally incapacitated without the right to vote by a court of law.



Determination of Eligibility

- An employee of a voter registration agency **may not** make any determination about a person's eligibility for registration other than whether or not a person is of voting age or a U.S. Citizen.
- A person's age and citizenship status may be determined **only if** such information is filed with the agency for purposes other than voting.
- A person must be offered voter registration assistance **even if** the applicant's age and/or citizenship status cannot be determined.



Texas Secretary of State
ELECTIONS DIVISION



Voter Registration Application



Texas Secretary of State

ELECTIONS DIVISION



Texas Voter Registration Application

WRITE YOUR TEXAS COUNTY OF RESIDENCE IN THE BOX ON THE BACK SIDE. THEN, FOLD AND MOISTEN SHUT TO SEAL.

TEXAS VOTER REGISTRATION APPLICATION
Prescribed by the Office of the Secretary of State
VK30-2025E.13

Register to vote
With this application, you can register to vote in Texas; change your address, name, or other information; or request a replacement certificate.

Questions?
• Call your local voter registrar
• Visit sos.texas.gov or votetexas.gov

Este formulario está disponible en español. Por favor llame a su registrador de votantes local para conseguir una versión en español.

Instructions
1 Fill out Sections 1-8. Please print clearly in ink.
2 Read and then sign and date in Section 9.
3 Write your Texas county of residence in the box on the back side.
4 Fold and moisten shut to seal.
5 Mail via the U.S. Postal Service or deliver this application in-person to your local voter registrar.

Eligibility
1 Are you a citizen of the United States of America? ☐ Yes ☐ No
Will you be 18 years of age on or before Election Day? ☐ Yes ☐ No **!** If you checked 'no' in response to either of these questions, do not complete this form.

Check the box that applies to you
☐ New Application ☐ Change of Address, Name, or Other Information
☐ Request a Replacement Certificate

Voter information
First Name _____ Middle Name (if any) _____
Last Name (include suffix: Jr., Sr., III) _____
3 Former Name (if any) _____
Date of Birth (mm/dd/yyyy)

Residence address
No P.O. Box, Rural Route, or business address
4 Number and Street (if none, describe where you live) _____ Apt/Unit _____
City _____ TEXAS _____ Zip Code _____ County _____

Mailing address
Skip if same as residence
5 Number and Street _____ Apt/Unit _____
City _____ State _____ Zip Code _____

Previous residence address
Skip if same as residence
6 Number and Street (if none, describe where you lived) _____ Apt/Unit _____
City _____ State _____ Zip Code _____ County _____

Identification
You must provide one of the following numbers
7 Texas Driver's License (TX DL) or Texas Identification (TX ID) Card number (issued by the Texas Department of Public Safety):
OR I have not been issued a TX DL or TX ID Number, and the last four digits of my Social Security Number are: XXX - XX -
OR I do not have a TX DL, TX ID, or Social Security Number

Optional information
8 Telephone Number _____ I am interested in serving as an election worker ☐ Yes ☐ No Gender ☐ Male ☐ Female

! Applicant, sign here
9 I understand that giving false information to procure a voter registration is perjury and a crime under state and federal law. Conviction of this crime may result in imprisonment up to one year in jail, a fine up to \$4,000, or both.
I am a resident of this county and a U.S. citizen.
Signature of applicant or signature of agent and relationship to applicant or printed name of applicant (if signed by witness) _____ Date (mm/dd/yyyy)

1 Texas County of Residence: _____

2 Fold and moisten shut to seal. Do not use staples.

TEXAS VOTER REGISTRATION APPLICATION

FOLD HERE SECOND AND MOISTEN SHUT TO SEAL.

BUSINESS REPLY MAIL
FIRST-CLASS MAIL PERMIT NO. 4511 AUSTIN, TX
POSTAGE WILL BE PAID BY ADDRESSEE
SECRETARY OF STATE
ELECTION DIVISION
PO BOX 12887
AUSTIN TX 78711-9972

FOLD HERE FIRST.

Submitting your application
• Mail via the U.S. Postal Service or deliver in person to your local voter registrar.

Deadline to apply
• This application must be received by or delivered in person to your local voter registrar 30th day before Election Day to vote in that election.
• Your voter registration becomes effective 30 days after your application is received by your local voter registrar, whichever is later.
• If you move to another county, you must re-register in your new county of residence.

Qualifications to vote
• Complete this application for the county you reside in.
• Be at least 17 years and 10 months old to vote in the next general election.
• Not be finally convicted of a felony, or if you are a felon, you must have completed all of your punishment, including any supervision, period of probation, or you must have received a pardon.
• Not have been determined by a final judgment of a court exercising probate jurisdiction to be totally mentally incapacitated or partially mentally incapacitated without the right to vote.

Questions?
• Call your local voter registrar
• Visit sos.texas.gov or votetexas.gov

Scan the QR code to find the nearest voter registrar and request for your local voter registrar.
Este formulario está disponible en español. Por favor llame a su registrador de votantes local para conseguir una versión en español.



Texas Secretary of State
ELECTIONS DIVISION



Reviewing Voter Registration Applications for Completeness



Texas Secretary of State

ELECTIONS DIVISION



Reviewing of Applications

- Agency employees may review applications for completeness only in the applicant's presence. If the agency employee determines that the application does not contain all the required information and the required signature, the agency staff may return to the applicant for completion and resubmission. (TEC § 20.032)
- If a question arises concerning voter registration that the agency employee cannot answer, the employee must provide:
 - The toll-free number for Elections Division at the Office of the Secretary of State (800-252-8683).
 - The telephone number of the voter registrar to whom registration applications are submitted within the county. (TEC § 20.008)


WRITE YOUR TEXAS COUNTY OF RESIDENCE IN THE BOX ON THE BACK SIDE. THEN, FOLD AND MOISTEN SHUT TO SEAL.

TEXAS VOTER REGISTRATION APPLICATION		For Official Use Only	
Register to vote With this application, you can register to vote in Texas; change your address, name, or other information; or request a replacement certificate.		Instructions 1 Fill out Sections 1-8. Please print clearly in ink. 2 Read and then sign and date in Section 9. 3 Write your Texas county of residence in the box on the back side. 4 Fold and moisten shut to seal. 5 Mail via the U.S. Postal Service or deliver this application in-person to your local voter registrar.	
Questions? Call your local voter registrar Visit sos.texas.gov or votetexas.gov Este formulario está disponible en español. Por favor llame a su registrador de votantes local para conseguir una versión en español.			
Eligibility	1 Are you a citizen of the United States of America?..... <input type="checkbox"/> Yes <input type="checkbox"/> No Will you be 18 years of age on or before Election Day?... <input type="checkbox"/> Yes <input type="checkbox"/> No ! If you checked 'no' in response to either of these questions, do not complete this form.		
Check the box that applies to you	2 <input type="checkbox"/> New Application <input type="checkbox"/> Request a Replacement Certificate <input type="checkbox"/> Change of Address, Name, or Other Information		
Voter information	First Name _____ Middle Name (if any) _____ Last Name (include suffix: Jr., Sr., III) _____ 3 Former Name (if any) _____ Date of Birth (mm/dd/yyyy) <input type="text"/> <input type="text"/> / <input type="text"/> <input type="text"/> / <input type="text"/> <input type="text"/> <input type="text"/> <input type="text"/> <input type="text"/>		
Residence address <i>No P.O. Box, Rural Route, or business address</i>	4 Number and Street (if none, describe where you live) _____ Apt/Unit _____ City _____ TEXAS Zip Code _____ County _____		
Mailing address <i>Skip if same as residence</i>	5 Number and Street _____ Apt/Unit _____ City _____ State _____ Zip Code _____		
Previous residence address <i>Skip if same as residence</i>	6 Number and Street (if none, describe where you lived) _____ Apt/Unit _____ City _____ State _____ Zip Code _____ County _____		
Identification <i>You must provide one of the following numbers</i>	7 Texas Driver's License (TX DL) or Texas Identification (TX ID) Card number (issued by the Texas Department of Public Safety): <input type="text"/> <input type="text"/> <input type="text"/> <input type="text"/> <input type="text"/> <input type="text"/> <input type="text"/> <input type="text"/> OR I have not been issued a TX DL or TX ID Number, and the last four digits of my Social Security Number are: XXX - XX - <input type="text"/> <input type="text"/> <input type="text"/> <input type="text"/> OR I do not have a TX DL, TX ID, or Social Security Number <input type="checkbox"/>		
Optional information	8 Telephone Number _____ I am interested in serving as an election worker <input type="checkbox"/> Yes <input type="checkbox"/> No Gender <input type="checkbox"/> Male <input type="checkbox"/> Female		
! Applicant, sign here	9 I understand that giving false information to procure a voter registration is perjury and a crime under state and federal law. Conviction of this crime may result in imprisonment up to one year in jail, a fine up to \$4,000, or both. I am a resident of this county and a U.S. citizen. Signature of applicant or signature of agent and relationship to applicant or printed name of applicant (if signed by witness) _____ Date (mm/dd/yyyy) <input type="text"/> <input type="text"/> / <input type="text"/> <input type="text"/> / <input type="text"/> <input type="text"/> <input type="text"/>		



Texas Secretary of State

ELECTIONS DIVISION




Reviewing Section 1

These two questions are required to be answered.

If “No” is checked for either of the questions, the rest of the form is not to be completed.

WRITE YOUR TEXAS COUNTY OF RESIDENCE IN THE BOX ON THE BACK SIDE. THEN, FOLD AND MOISTEN SHUT TO SEAL.

TEXAS VOTER REGISTRATION APPLICATION		For Official Use Only	
Prescribed by the Office of the Secretary of State		VR18.2025E.I3	
Register to vote With this application, you can register to vote in Texas; change your address, name, or other information; or request a replacement certificate.		Instructions 1 Fill out Sections 1-8. Please print clearly in ink. 2 Read and then sign and date in Section 9. 3 Write your Texas county of residence in the box on the back side. 4 Fold and moisten shut to seal. 5 Mail via the U.S. Postal Service or deliver this application in-person to your local voter registrar.	
Questions? Call your local voter registrar Visit sos.texas.gov or votetexas.gov Este formulario está disponible en español. Por favor llame a su registrador de votantes local para conseguir una versión en español.			
Eligibility	1 Are you a citizen of the United States of America? <input type="checkbox"/> Yes <input type="checkbox"/> No Will you be 18 years of age on or before Election Day? <input type="checkbox"/> Yes <input type="checkbox"/> No	If you checked 'no' in response to either of these questions, do not complete this form.	
Check the box that applies to you	2 <input type="checkbox"/> Request a Replacement Certificate		
Voter information	First Name Middle Name (if any) Last Name (include suffix: Jr., Sr., III) Former Name (if any) Date of Birth (mm/dd/yyyy)		
Residence address <i>No P.O. Box, Rural Route, or business address</i>	4 Number and Street (if none, describe where you live) City State Zip Code	Apt/Unit County	
Mailing address <i>Skip if same as residence</i>	5 Number and Street City State Zip Code	Apt/Unit	
Previous residence address <i>Skip if same as residence</i>	6 Number and Street (if none, describe where you lived) City State Zip Code	Apt/Unit County	
Identification <i>You must provide one of the following numbers</i>	7 Texas Driver's License (TX DL) or Texas Identification (TX ID) Card number (issued by the Texas Department of Public Safety): OR I have not been issued a TX DL or TX ID Number, and the last four digits of my Social Security Number are: OR I do not have a TX DL, TX ID, or Social Security Number		
Optional information	8 Telephone Number I am interested in serving as an election worker <input type="checkbox"/> Yes <input type="checkbox"/> No Gender <input type="checkbox"/> Male <input type="checkbox"/> Female		
Applicant, sign here	9 I understand that giving false information to procure a voter registration is perjury and a crime under state and federal law. Conviction of this crime may result in imprisonment up to one year in jail, a fine up to \$4,000, or both. I am a resident of this county and a U.S. citizen. Signature of applicant or signature of agent and relationship to applicant or printed name of applicant (if signed by witness) X	I have not been finally convicted of a felony, or if a felon, I have completed all of my punishment, including any term of incarceration, parole, supervision, period of probation, or I have been pardoned. I have not been determined by a final judgment of a court exercising probate jurisdiction to be totally mentally incapacitated or partially mentally incapacitated without the right to vote. Date (mm/dd/yyyy)	



Reviewing Section 2

In this section the applicant is to answer if they are:

- registering to vote for the first time as a new voter
- updating their address, name or other Information
- requesting a replacement voter registration card

WRITE YOUR TEXAS COUNTY OF RESIDENCE IN THE BOX ON THE BACK SIDE. THEN, FOLD AND MOISTEN SHUT TO SEAL.

TEXAS VOTER REGISTRATION APPLICATION

Prescribed by the Office of the Secretary of State VR18.2025E.I3 For Official Use Only

Register to vote
With this application, you can register to vote in Texas; change your address, name, or other information; or request a replacement certificate.

Questions?
Call your local voter registrar
Visit sos.texas.gov or votetexas.gov
Este formulario está disponible en español. Por favor llame a su registrador de votantes local para conseguir una versión en español.

Instructions
1 Fill out Sections 1-8. Please print clearly in ink.
2 Read and then sign and date in Section 9.
3 Write your Texas county of residence in the box on the back side.
4 Fold and moisten shut to seal.
5 Mail via the U.S. Postal Service or deliver this application in-person to your local voter registrar.

Eligibility
1 Are you a citizen of the United States of America? ☐ Yes ☐ No
Will you be 18 years of age on or before Election Day? ☐ Yes ☐ No **! If you checked 'no' in response to either of these questions, do not complete this application.**

Check the box that applies to you
2 ☐ New Application ☐ Change of Address, Name, or Other Information
☐ Request a Replacement Certificate

Voter Information
First Name _____ Middle Name (if any) _____
Last Name (include suffix: Jr., Sr., III) _____
Former Name (if any) _____
Date of Birth (mm/dd/yyyy) / /

Residence address
No P.O. Box, Rural Route, or business address
4 Number and Street (if none, describe where you live) _____ Apt/Unit _____
City _____ TEXAS _____ Zip Code _____ County _____

Mailing address
Skip if same as residence
5 Number and Street _____ Apt/Unit _____
City _____ State _____ Zip Code _____

Previous residence address
Skip if same as residence
6 Number and Street (if none, describe where you lived) _____ Apt/Unit _____
City _____ State _____ Zip Code _____ County _____

Identification
You must provide one of the following numbers
7 Texas Driver's License (TX DL) or Texas Identification (TX ID) Card number (issued by the Texas Department of Public Safety):
OR I have not been issued a TX DL or TX ID Number, and the last four digits of my Social Security Number are: XXX - XX -
OR ☐ I do not have a TX DL, TX ID, or Social Security Number

Optional information
8 Telephone Number _____ I am interested in serving as an election worker ☐ Yes ☐ No Gender ☐ Male ☐ Female

! Applicant, sign here
9 I understand that giving false information to procure a voter registration is perjury and a crime under state and federal law. Conviction of this crime may result in imprisonment up to one year in jail, a fine up to \$4,000, or both.
I am a resident of this county and a U.S. citizen.
Signature of applicant or signature of agent and relationship to applicant or printed name of applicant (if signed by witness) _____
Date (mm/dd/yyyy) /



Reviewing Section 3

The applicant's date of birth must include the month, day, and year they were born.

WRITE YOUR TEXAS COUNTY OF RESIDENCE IN THE BOX ON THE BACK SIDE. THEN, FOLD AND MOISTEN SHUT TO SEAL.			
TEXAS VOTER REGISTRATION APPLICATION			For Official Use Only
Prescribed by the Office of the Secretary of State VR18.2025E.13			
<div style="display: flex; justify-content: space-between;"> <div style="width: 45%;"> <p>Register to vote</p> <p>With this application, you can register to vote in Texas; change your address, name, or other information; or request a replacement certificate.</p> <p>Questions?</p> <p> Call your local voter registrar</p> <p> Visit sos.texas.gov or votetexas.gov</p> <p>Este formulario está disponible en español. Por favor llame a su registrador de votantes local para conseguir una versión en español.</p> </div> <div style="width: 50%;"> <p>Instructions</p> <ol style="list-style-type: none"> 1 Fill out Sections 1-8. Please print clearly in ink. 2 Read and then sign and date in Section 9. 3 Write your Texas county of residence in the box on the back side. 4 Fold and moisten shut to seal. 5 Mail via the U.S. Postal Service or deliver this application in-person to your local voter registrar. </div> </div>			
<div style="display: flex; justify-content: space-between;"> <div style="width: 65%;"> <p>Eligibility</p> <p>1 Are you a citizen of the United States of America?..... <input type="checkbox"/> Yes <input type="checkbox"/> No</p> <p>Will you be 18 years of age on or before Election Day?..... <input type="checkbox"/> Yes <input type="checkbox"/> No</p> </div> <div style="width: 30%; text-align: center;"> <p>! If you checked 'no' in response to either of these questions, do not complete this form.</p> </div> </div>			
<p>Check the box that applies to you</p> <p>2 <input type="checkbox"/> New Application <input type="checkbox"/> Change of Address, Name, or Other Information</p> <p><input type="checkbox"/> Request a Replacement Certificate</p>			
<p>Voter information</p> <p>First Name _____ Middle Name (if any) _____</p> <p>Last Name (include suffix: Jr., Sr., III) _____</p> <p>3 Former Name (if any) _____</p> <p>Date of Birth (mm/dd/yyyy) <input type="text"/> <input type="text"/> / <input type="text"/> <input type="text"/> / <input type="text"/> <input type="text"/> <input type="text"/> <input type="text"/> <input type="text"/></p>			
<p>Residence address No P.O. Box, Rural Route, or business address</p> <p>Number and Street (if none, describe where you live) _____ Apt./Unit _____</p> <p>4 City _____ TEXAS Zip Code _____ County _____</p>			
<p>Mailing address Skip if same as residence</p> <p>Number and Street _____ Apt./Unit _____</p> <p>5 City _____ State _____ Zip Code _____</p>			
<p>Previous residence address Skip if same as residence</p> <p>Number and Street (if none, describe where you lived) _____ Apt./Unit _____</p> <p>6 City _____ State _____ Zip Code _____ County _____</p>			
<p>Identification You must provide one of the following numbers</p> <div style="display: flex; justify-content: space-between;"> <div style="width: 45%;"> <p>7 Texas Driver's License (TX DL) or Texas Identification (TX ID) Card number (issued by the Texas Department of Public Safety):</p> <p><input type="text"/> <input type="text"/> <input type="text"/> <input type="text"/> <input type="text"/> <input type="text"/> <input type="text"/> <input type="text"/></p> </div> <div style="width: 45%;"> <p>I have not been issued a TX DL or TX ID Number, and the last four digits of my Social Security Number are:</p> <p>XXX - XX - <input type="text"/> <input type="text"/> <input type="text"/> <input type="text"/></p> </div> </div> <div style="display: flex; justify-content: space-between; margin-top: 5px;"> <div style="width: 45%;"> <p><input type="checkbox"/> I do not have a TX DL, TX ID, or Social Security Number</p> </div> <div style="width: 10%; text-align: center;"> <p>OR</p> </div> <div style="width: 45%;"> <p><input type="checkbox"/> I do not have a TX DL, TX ID, or Social Security Number</p> </div> </div>			
<p>Optional information</p> <p>8 Telephone Number _____</p> <div style="display: flex; justify-content: space-between;"> <div style="width: 45%;"> <p>I am interested in serving as an election worker <input type="checkbox"/> Yes <input type="checkbox"/> No</p> </div> <div style="width: 45%;"> <p>Gender <input type="checkbox"/> Male <input type="checkbox"/> Female</p> </div> </div>			
<div style="display: flex;"> <div style="width: 15%; text-align: center;"> <p>!</p> <p>Applicant, sign here</p> </div> <div style="width: 85%;"> <p>9</p> <div style="display: flex;"> <div style="width: 45%;"> <p>• I understand that giving false information to procure a voter registration is perjury and a crime under state and federal law. Conviction of this crime may result in imprisonment up to one year in jail, a fine up to \$4,000, or both.</p> <p>• I am a resident of this county and a U.S. citizen.</p> </div> <div style="width: 55%;"> <p>• I have not been finally convicted of a felony, or if a felon, I have completed all of my punishment, including any term of incarceration, parole, supervision, period of probation, or I have been pardoned.</p> <p>• I have not been determined by a final judgment of a court exercising probate jurisdiction to be totally mentally incapacitated or partially mentally incapacitated without the right to vote.</p> </div> </div> <p>Signature of applicant or signature of agent and relationship to applicant or printed name of applicant (if signed by witness)</p> <div style="border: 1px solid black; height: 30px; width: 100%; margin-top: 5px;"></div> <p>Date (mm/dd/yyyy) <input type="text"/> <input type="text"/> / <input type="text"/> <input type="text"/> / <input type="text"/> <input type="text"/> <input type="text"/> <input type="text"/></p> </div> </div>			



Reviewing Section 4

The address provided must clearly indicate where the applicant resides.

This information is important because it determines the applicant's voting precinct and the races on which they are eligible to vote.

An incorrect residence address will not only cause complications when the voter registrar is processing the application, but it could also result in an incorrect voting precinct or polling location.

WRITE YOUR TEXAS COUNTY OF RESIDENCE IN THE BOX ON THE BACK SIDE. THEN, FOLD AND MOISTEN SHUT TO SEAL.

TEXAS VOTER REGISTRATION APPLICATION

Prescribed by the Office of the Secretary of State VR18.2025E.I3 For Official Use Only

Register to vote
With this application, you can register to vote in Texas; change your address, name, or other information; or request a replacement certificate.

Questions?
Call your local voter registrar
Visit sos.texas.gov or votetexas.gov
Este formulario está disponible en español. Por favor llame a su registrador de votantes local para conseguir una versión en español.

Instructions
1 Fill out Sections 1-8. Please print clearly in ink.
2 Read and then sign and date in Section 9.
3 Write your Texas county of residence in the box on the back side.
4 Fold and moisten shut to seal.
5 Mail via the U.S. Postal Service or deliver this application in-person to your local voter registrar.

Eligibility
1 Are you a citizen of the United States of America? ☐ Yes ☐ No
Will you be 18 years of age on or before Election Day? ☐ Yes ☐ No **!** If you checked 'no' in response to either of these questions, do not complete this form.

Check the box that applies to you
2 ☐ New Application ☐ Change of Address, Name, or Other Information
☐ Request a Replacement Certificate

Voter information
First Name _____ Middle Name (if any) _____
Last Name (include suffix: Jr., Sr., III) _____
3 Former Name (if any) _____
Date of Birth / /

Residence address
No P.O. Box, Rural Route, or business address
4 Number and Street (if none, describe where you live) _____ Apt/Unit _____
City _____ TEXAS Zip Code _____ County _____


Mailing address
Skip if same as residence
5 Number and Street _____ Apt/Unit _____
City _____ State _____ Zip Code _____

Previous residence address
Skip if same as residence
6 Number and Street (if none, describe where you lived) _____ Apt/Unit _____
City _____ State _____ Zip Code _____ County _____

Identification
You must provide one of the following numbers
7 Texas Driver's License (TX DL) or Texas Identification (TX ID) Card number (issued by the Texas Department of Public Safety):
OR I have not been issued a TX DL or TX ID Number, and the last four digits of my Social Security Number are: XXX - XX -
OR ☐ I do not have a TX DL, TX ID, or Social Security Number

Optional information
8 Telephone Number _____ I am interested in serving as an election worker ☐ Yes ☐ No Gender ☐ Male ☐ Female

Applicant, sign here
9 **!** I understand that giving false information to procure a voter registration is perjury and a crime under state and federal law. Conviction of this crime may result in imprisonment up to one year in jail, a fine up to \$4,000, or both.
I have not been finally convicted of a felony, or if a felon, I have completed all of my punishment, including any term of incarceration, parole, supervision, period of probation, or I have been pardoned.
I have not been determined by a final judgment of a court exercising probate jurisdiction to be totally mentally incapacitated or partially mentally incapacitated without the right to vote.
Signature of applicant or signature of agent and relationship to applicant or printed name of applicant (if signed by witness) _____ Date (mm/dd/yyyy) / /



Reviewing Section 5

Mailing Address

- If the applicant has a different mailing address than their residence address, they should provide that information here.

Identical Residence and Mailing Address

- Applicants whose residence address and mailing address are the same can leave this section blank.

Required for Descriptions

- Those who used a description in Section 4 must complete Section 5.

WRITE YOUR TEXAS COUNTY OF RESIDENCE IN THE BOX ON THE BACK SIDE. THEN, FOLD AND MOISTEN SHUT TO SEAL.

TEXAS VOTER REGISTRATION APPLICATION

Prescribed by the Office of the Secretary of State VR18.2025E.I3 For Official Use Only

Register to vote
With this application, you can register to vote in Texas; change your address, name, or other information; or request a replacement certificate.

Questions?
Call your local voter registrar
Visit sos.texas.gov or votetexas.gov
Este formulario está disponible en español. Por favor llame a su registrador de votantes local para conseguir una versión en español.

Instructions
1 Fill out Sections 1-8. Please print clearly in ink.
2 Read and then sign and date in Section 9.
3 Write your Texas county of residence in the box on the back side.
4 Fold and moisten shut to seal.
5 Mail via the U.S. Postal Service or deliver this application in-person to your local voter registrar.

Eligibility
1 Are you a citizen of the United States of America? ☐ Yes ☐ No
Will you be 18 years of age on or before Election Day? ☐ Yes ☐ No **!** If you checked 'no' in response to either of these questions, do not complete this form.

Check the box that applies to you
2 ☐ New Application ☐ Change of Address, Name, or Other Information
☐ Request a Replacement Certificate

Voter information
First Name _____ Middle Name (if any) _____
Last Name (include suffix: Jr., Sr., III) _____
Former Name (if any) _____
Date of Birth (mm/dd/yyyy) /

Residence address
No P.O. Box, Rural Route, or _____
4 Number and Street (if none, describe where you live) _____ Apt/Unit _____
City _____ TEXAS _____ Zip Code _____ County _____


Mailing address
Skip if same as residence
5 Number and Street _____ Apt/Unit _____
City _____ State _____ Zip Code _____

Previous residence address
Skip if same as residence
6 City _____ State _____ Zip Code _____ County _____

Identification
You must provide one of the following numbers
7 Texas Driver's License (TX DL) or Texas Identification (TX ID) Card number (issued by the Texas Department of Public Safety):
OR I have not been issued a TX DL or TX ID Number, and the last four digits of my Social Security Number are: XXX - XX -
OR ☐ I do not have a TX DL, TX ID, or Social Security Number

Optional information
8 Telephone Number _____ I am interested in serving as an election worker ☐ Yes ☐ No Gender ☐ Male ☐ Female

! **Applicant, sign here**
9 I understand that giving false information to procure a voter registration is perjury and a crime under state and federal law. Conviction of this crime may result in imprisonment up to one year in jail, a fine up to \$4,000, or both.
I am a resident of this county and a U.S. citizen.
Signature of applicant or signature of agent and relationship to applicant or printed name of applicant (if signed by witness) _____ Date (mm/dd/yyyy) /



Reviewing Section 6

Applicants must provide their full previous residence address unless it is the same as the residence address they have provided in Section 4.

WRITE YOUR TEXAS COUNTY OF RESIDENCE IN THE BOX ON THE BACK SIDE. THEN, FOLD AND MOISTEN SHUT TO SEAL.

TEXAS VOTER REGISTRATION APPLICATION		For Official Use Only	
Prescribed by the Office of the Secretary of State VR18.2025E.I3			
Register to vote With this application, you can register to vote in Texas; change your address, name, or other information; or request a replacement certificate.		Instructions 1 Fill out Sections 1-8. Please print clearly in ink. 2 Read and then sign and date in Section 9. 3 Write your Texas county of residence in the box on the back side. 4 Fold and moisten shut to seal. 5 Mail via the U.S. Postal Service or deliver this application in-person to your local voter registrar.	
Questions? Call your local voter registrar Visit sos.texas.gov or votetexas.gov Este formulario está disponible en español. Por favor llame a su registrador de votantes local para conseguir una versión en español.			
Eligibility	1 Are you a citizen of the United States of America? <input type="checkbox"/> Yes <input type="checkbox"/> No Will you be 18 years of age on or before Election Day? <input type="checkbox"/> Yes <input type="checkbox"/> No	If you checked 'no' in response to either of these questions, do not complete this form.	
Check the box that applies to you	2 <input type="checkbox"/> New Application <input type="checkbox"/> Change of Address, Name, or Other Information <input type="checkbox"/> Request a Replacement Certificate		
Voter information	First Name _____ Middle Name (if any) _____ Last Name (include suffix: Jr., Sr., III) _____ Former Name (if any) _____ Date of Birth (mm/dd/yyyy) <input type="text"/> <input type="text"/> / <input type="text"/> <input type="text"/> / <input type="text"/> <input type="text"/> <input type="text"/> <input type="text"/> <input type="text"/>		
Residence address <i>No P.O. Box, Rural Route, or business address</i>	4 Number and Street (if none, describe where you live) _____ Apt/Unit _____ City _____ TEXAS _____ Zip Code _____ County _____		
Mailing address <i>Skip if same as residence</i>	5 Number and Street _____ Apt/Unit _____ City _____ State _____ Zip Code _____		
Previous residence address <i>Skip if same as residence</i>	6 Number and Street (if none, describe where you lived) _____ Apt/Unit _____ City _____ State _____ Zip Code _____ County _____		
Identification <i>You must provide one of the following numbers</i>	7 Identification (TX ID) Card number (issued by the Texas Department of Public Safety): <input type="text"/> <input type="text"/> <input type="text"/> <input type="text"/> <input type="text"/> <input type="text"/> <input type="text"/> <input type="text"/> OR TX ID Number, and the last four digits of my Social Security Number are: XXX - XX - <input type="text"/> <input type="text"/> <input type="text"/> <input type="text"/> OR TX ID, or Social Security Number <input type="checkbox"/>		
Optional information	8 Telephone Number _____ I am interested in serving as an election worker <input type="checkbox"/> Yes <input type="checkbox"/> No Gender <input type="checkbox"/> Male <input type="checkbox"/> Female		
Applicant, sign here	9 I understand that giving false information to procure a voter registration is perjury and a crime under state and federal law. Conviction of this crime may result in imprisonment up to one year in jail, a fine up to \$4,000, or both. I am a resident of this county and a U.S. citizen. Signature of applicant or signature of agent and relationship to applicant or printed name of applicant (if signed by witness) _____ Date (mm/dd/yyyy) <input type="text"/> <input type="text"/> / <input type="text"/> <input type="text"/> <input type="text"/> <input type="text"/> <input type="text"/>		



Reviewing Section 7

One of the following MUST be provided on the applicant's voter registration application:

Texas Driver's
License

Personal ID
Number

Last 4 of Social
Security
Number

If they have not been issued any of the IDs listed, the applicant must check the box stating so.

WRITE YOUR TEXAS COUNTY OF RESIDENCE IN THE BOX ON THE BACK SIDE. THEN, FOLD AND MOISTEN SHUT TO SEAL.

TEXAS VOTER REGISTRATION APPLICATION		For Official Use Only	
Prescribed by the Office of the Secretary of State		VR18.2025E.I3	
Register to vote With this application, you can register to vote in Texas; change your address, name, or other information; or request a replacement certificate.		Instructions 1 Fill out Sections 1-8. Please print clearly in ink. 2 Read and then sign and date in Section 9. 3 Write your Texas county of residence in the box on the back side. 4 Fold and moisten shut to seal. 5 Mail via the U.S. Postal Service or deliver this application in-person to your local voter registrar.	
Questions? Call your local voter registrar Visit sos.texas.gov or votetexas.gov Este formulario está disponible en español. Por favor llame a su registrador de votantes local para conseguir una versión en español.			
Eligibility	1 Are you a citizen of the United States of America? <input type="checkbox"/> Yes <input type="checkbox"/> No Will you be 18 years of age on or before Election Day? <input type="checkbox"/> Yes <input type="checkbox"/> No	If you checked 'no' in response to either of these questions, do not complete this form.	
Check the box that applies to you	2 <input type="checkbox"/> New Application <input type="checkbox"/> Change of Address, Name, or Other Information <input type="checkbox"/> Request a Replacement Certificate		
Voter information	First Name _____ Middle Name (if any) _____ Last Name (include suffix: Jr., Sr., III) _____ Former Name (if any) _____ Date of Birth (mm/dd/yyyy) <input type="text"/> / <input type="text"/> / <input type="text"/>		
Residence address <i>No P.O. Box, Rural Route, or business address</i>	4 Number and Street (if none, describe where you live) _____ Apt/Unit _____ City _____ TEXAS _____ Zip Code _____ County _____		
Mailing address <i>Skip if same as residence</i>	5 Number and Street _____ Apt/Unit _____ City _____ State _____ Zip Code _____		
Previous residence address <i>Skip if same as residence</i>	6 Number and Street (if none, describe where you lived) _____ Apt/Unit _____ City _____ State _____ Zip Code _____ County _____		
Identification <i>You must provide one of the following numbers</i>	7 Texas Driver's License (TX DL) or Texas Identification (TX ID) Card number (issued by the Texas Department of Public Safety): <input type="text"/> OR I have not been issued a TX DL or TX ID Number, and the last four digits of my Social Security Number are: XXX - XX - <input type="text"/> OR I do not have a TX DL, TX ID, or Social Security Number <input type="checkbox"/>		
Applicant, sign here	8 I understand that giving false information to procure a voter registration is perjury and a crime under state and federal law. Conviction of this crime may result in imprisonment up to one year in jail, a fine up to \$4,000, or both. I am a resident of this county and a U.S. citizen. Signature of applicant or signature of agent and relationship to applicant or printed name of applicant (if signed by witness) <input type="text"/> Date (mm/dd/yyyy) <input type="text"/>		



Reviewing Section 9

Signature

- In order to confirm their voter registration, the applicant must sign on the X.
- Any mark made by the applicant will be acceptable as the signature.
- Reminder: If the applicant is unable to make a mark on the signature line, you must make note of this on the application and print their name.

Date

- The date is required to confirm when the applicant applied for their voter registration.
- Be sure to confirm the date is correct and clearly states the month, day, and year.
- In some cases, this date determines whether a person is eligible to vote in the upcoming election.

WRITE YOUR TEXAS COUNTY OF RESIDENCE IN THE BOX ON THE BACK SIDE. THEN, FOLD AND MOISTEN SHUT TO SEAL.

TEXAS VOTER REGISTRATION APPLICATION		For Official Use Only	
Prescribed by the Office of the Secretary of State		VR18.2025E.I3	
Register to vote With this application, you can register to vote in Texas; change your address, name, or other information; or request a replacement certificate.		Instructions 1 Fill out Sections 1-8. Please print clearly in ink. 2 Read and then sign and date in Section 9. 3 Write your Texas county of residence in the box on the back side. 4 Fold and moisten shut to seal. 5 Mail via the U.S. Postal Service or deliver this application in-person to your local voter registrar.	
Questions? Call your local voter registrar Visit sos.texas.gov or votetexas.gov Este formulario está disponible en español. Por favor llame a su registrador de votantes local para conseguir una versión en español.			
Eligibility	1 Are you a citizen of the United States of America? <input type="checkbox"/> Yes <input type="checkbox"/> No Will you be 18 years of age on or before Election Day? <input type="checkbox"/> Yes <input type="checkbox"/> No	If you checked 'no' in response to either of these questions, do not complete this form.	
Check the box that applies to you	2 <input type="checkbox"/> New Application <input type="checkbox"/> Request a Replacement Certificate <input type="checkbox"/> Change of Address, Name, or Other Information		
Voter information	First Name _____ Middle Name (if any) _____ Last Name (include suffix: Jr., Sr., III) _____ Former Name (if any) _____ Date of Birth (mm/dd/yyyy) <input type="text"/> <input type="text"/> / <input type="text"/> <input type="text"/> / <input type="text"/> <input type="text"/> <input type="text"/>		
Residence address <i>No P.O. Box, Rural Route, or business address</i>	4 Number and Street (if none, describe where you live) _____ Apt/Unit _____ City _____ TEXAS _____ Zip Code _____ County _____		
Mailing address <i>Skip if same as residence</i>	5 Number and Street _____ Apt/Unit _____ City _____ State _____ Zip Code _____		
Previous residence address <i>Skip if same as residence</i>	6 Number and Street (if none, describe where you lived) _____ Apt/Unit _____ City _____ State _____ Zip Code _____ County _____		
Identification <i>You must provide one of the following numbers</i>	7 Texas Driver's License (TX DL) or Texas Identification (TX ID) Card number (issued by the Texas Department of Public Safety): <input type="text"/> <input type="text"/> <input type="text"/> <input type="text"/> <input type="text"/> <input type="text"/> <input type="text"/> <input type="text"/> <input type="text"/> <input type="text"/> OR I have not been issued a TX DL or TX ID Number, and the last four digits of my Social Security Number are: XXX - XX - <input type="text"/> <input type="text"/> <input type="text"/> <input type="text"/> OR I do not have a TX DL, TX ID, or Social Security Number <input type="checkbox"/>		
Optional information	8 Telephone Number _____ I am interested in serving as an election worker <input type="checkbox"/> Yes <input type="checkbox"/> No Gender <input type="checkbox"/> Male <input type="checkbox"/> Female		
Applicant, sign here	9 I understand that giving false information to procure a voter registration is perjury and a crime under state and federal law. Conviction of this crime may result in imprisonment up to one year in jail, a fine up to \$4,000, or both. I am a resident of this county and a U.S. citizen. Signature of applicant or signature of agent and relationship to applicant or printed name of applicant (if signed by witness) _____ Date (mm/dd/yyyy) <input type="text"/> <input type="text"/> / <input type="text"/> <input type="text"/> / <input type="text"/> <input type="text"/> <input type="text"/>		



Texas Secretary of State
ELECTIONS DIVISION



Declination of Registration



Texas Secretary of State

ELECTIONS DIVISION



If an applicant declines the voter registration application, a declination of registration form should be **completed and signed** by the applicant.

If the applicant refuses to sign the declination form, the agency employee must include a notation of that fact on the form.

Declination forms must be preserved for at least 22 months after the date of signing either in the applicant's file at the agency or in a separate declination file.

Declinations **are confidential** and may be used only for voter registration purposes.



Texas Secretary of State
ELECTIONS DIVISION



Registration



Texas Secretary of State

ELECTIONS DIVISION



When is the Registration Effective?

- The voter registration will become effective thirty (30) days after it is received by the agency employee, or on the voter's 18th birthday, whichever is later.
- The date of submission of a completed voter registration application to an agency or employee is considered the date of submission to the county voter registrar for the purpose of determining the effective date of registration only (TEC §20.033).

How Long is Registration Effective?

- The registration will be automatically renewed every even-numbered year unless:
 - The voter moves to another address;
 - The voter receives a final felony conviction and has not completed the sentence, probation, or parole or been pardoned or otherwise released from the resulting disability to vote (note: "deferred adjudication" does not constitute a "final felony conviction"); or
 - The voter has been determined by a final judgment of a court exercising probate jurisdiction to be totally mentally incapacitated or partially mentally incapacitated without the right to vote.

Deadline For Voter Registration

- Texas law requires eligible voters to register by the 30th day before Election Day in order to vote in that election.



Texas Secretary of State
ELECTIONS DIVISION



Application Delivery



Texas Secretary of State

ELECTIONS DIVISION



Timeline for Returning Applications

- A voter registration application **must** be delivered to the voter registrar not later than the **5th day** after the date the application is submitted to the employee. (TEC §20.035(b))



Texas Secretary of State
ELECTIONS DIVISION



Reminders



Reminders – State Agencies Must

Offer voter registration services during any service that is provided by the state agency.

Inform clients that registering to vote is voluntary and has no effect on the provision of agency services.

Assist applicants with completing voter registration forms when help is requested.

Provide voter registration forms in multiple languages and accessible formats to meet the needs of a diverse population.

Train staff regularly to ensure they understand voter registration procedures and requirements.



Reminders – State Agencies Cannot

Refuse to offer voter registration services to individuals applying for services or assistance.

Discriminate against applicants based on race, political affiliation, disability, language, or another characteristic.

Attempt to influence political or party choice while assisting with registration.

Display political party material or messages in the voter registration area.

Require additional documentation or impose extra steps beyond what is legally allowed for registration.

Neglect to transmit completed voter registration applications to the voter registrar's office within the required timeframe.

Fail to provide assistance with completing the registration form if requested.



Voter Registration Resources

- Please visit our website at www.sos.Texas.gov for additional training materials and voter education resources including the following:
- NVRA Implementation Guide
- Implementing the NVRA Training Presentation
- NVRA Implementation Plan Training Presentation
- Implementation Plan Templates
- Voter Identification Information



Available Support



WEBINARS



TRAINING



RESOURCES

elections@sos.texas.gov

800-252-VOTE • 512-463-5650

sos.texas.gov